

FOR IMMEDIATE RELEASE

SCCT RESPONDS TO AAPM AND ACR REPORTS FROM MARCH 2009

Washington, D.C. (March 12, 2009) — In response to both the NCRP Report No. 160 on *Increased Average Radiation Exposure of the U.S. Population Requires Perspective and Caution*, published by the American Association of Physicists in Medicine (AAPM) and a similar report on Self-Referral by the American College of Radiology (ACR), the Society of Cardiovascular Computed Tomography (SCCT) issues the following statement:

“Current competency guidelines in CT require both physics and radiation safety training for all physicians performing and interpreting cardiac studies. SCCT believes that anyone administering cardiovascular CT should have advanced training in radiation physics. In 2007, 96% of CT scans were performed by radiologists, 0.6% by cardiologists, so we do not believe that self-referral (the process by which nonradiologist providers purchase imaging equipment and refer patients to these in-office scanners) could be a significant driver of the increase in radiation exposure. We strongly endorse the AAPM statement, "For an appropriately ordered CT examination, an individual derives much greater benefit than risk.”


Balancing the need for a diagnostic test and the potential toxicity of the test is the first tenet of competency, required for all physicians who perform/interpret these studies. SCCT does not

endorse the practice of needless self-referral, and works through verification programs and lab accreditation programs to ensure quality and appropriate application of this modality.

About the Society for Cardiovascular Computed Tomography

(SCCT) is the recognized representative and advocate for physicians, scientists, and technologists who work in the field of cardiovascular computed tomography. With a membership of over 4,000, it is nationally and internationally viewed as the principal independent organization committed to the further development of cardiovascular computed tomography through education, training, accreditation, quality control, and research. For more information on the Society's Mission and Goals, please see the SCCT Website at: www.SCCT.org.

###



FOR IMMEDIATE RELEASE

SCCT RESPONDS TO AAPM AND ACR REPORTS FROM MARCH 2009

Washington, D.C. (March 12, 2009) — In response to both the NCRP Report No. 160 on *Increased Average Radiation Exposure of the U.S. Population Requires Perspective and Caution*, published by the American Association of Physicists in Medicine (AAPM) and a similar report on Self-Referral by the American College of Radiology (ACR), the Society of Cardiovascular Computed Tomography (SCCT) issues the following statement:

“Current competency guidelines in CT require both physics and radiation safety training for all physicians performing and interpreting cardiac studies. SCCT believes that anyone administering cardiovascular CT should have advanced training in radiation physics. In 2007, 96% of CT scans were performed by radiologists, 0.6% by cardiologists, so we do not believe that self-referral (the process by which nonradiologist providers purchase imaging equipment and refer patients to these in-office scanners) could be a significant driver of the increase in radiation exposure. We strongly endorse the AAPM statement, "For an appropriately ordered CT examination, an individual derives much greater benefit than risk.”


Balancing the need for a diagnostic test and the potential toxicity of the test is the first tenet of competency, required for all physicians who perform/interpret these studies. SCCT does not

endorse the practice of needless self-referral, and works through verification programs and lab accreditation programs to ensure quality and appropriate application of this modality.

About the Society for Cardiovascular Computed Tomography

(SCCT) is the recognized representative and advocate for physicians, scientists, and technologists who work in the field of cardiovascular computed tomography. With a membership of over 4,000, it is nationally and internationally viewed as the principal independent organization committed to the further development of cardiovascular computed tomography through education, training, accreditation, quality control, and research. For more information on the Society's Mission and Goals, please see the SCCT Website at: www.SCCT.org.

###



FOR IMMEDIATE RELEASE

SCCT RESPONDS TO AAPM AND ACR REPORTS FROM MARCH 2009

Washington, D.C. (March 12, 2009) — In response to both the NCRP Report No. 160 on *Increased Average Radiation Exposure of the U.S. Population Requires Perspective and Caution*, published by the American Association of Physicists in Medicine (AAPM) and a similar report on Self-Referral by the American College of Radiology (ACR), the Society of Cardiovascular Computed Tomography (SCCT) issues the following statement:

“Current competency guidelines in CT require both physics and radiation safety training for all physicians performing and interpreting cardiac studies. SCCT believes that anyone administering cardiovascular CT should have advanced training in radiation physics. In 2007, 96% of CT scans were performed by radiologists, 0.6% by cardiologists, so we do not believe that self-referral (the process by which nonradiologist providers purchase imaging equipment and refer patients to these in-office scanners) could be a significant driver of the increase in radiation exposure. We strongly endorse the AAPM statement, "For an appropriately ordered CT examination, an individual derives much greater benefit than risk.”


Balancing the need for a diagnostic test and the potential toxicity of the test is the first tenet of competency, required for all physicians who perform/interpret these studies. SCCT does not

endorse the practice of needless self-referral, and works through verification programs and lab accreditation programs to ensure quality and appropriate application of this modality.

About the Society for Cardiovascular Computed Tomography

(SCCT) is the recognized representative and advocate for physicians, scientists, and technologists who work in the field of cardiovascular computed tomography. With a membership of over 4,000, it is nationally and internationally viewed as the principal independent organization committed to the further development of cardiovascular computed tomography through education, training, accreditation, quality control, and research. For more information on the Society's Mission and Goals, please see the SCCT Website at: www.SCCT.org.

###



FOR IMMEDIATE RELEASE

SCCT RESPONDS TO AAPM AND ACR REPORTS FROM MARCH 2009

Washington, D.C. (March 12, 2009) — In response to both the NCRP Report No. 160 on *Increased Average Radiation Exposure of the U.S. Population Requires Perspective and Caution*, published by the American Association of Physicists in Medicine (AAPM) and a similar report on Self-Referral by the American College of Radiology (ACR), the Society of Cardiovascular Computed Tomography (SCCT) issues the following statement:

“Current competency guidelines in CT require both physics and radiation safety training for all physicians performing and interpreting cardiac studies. SCCT believes that anyone administering cardiovascular CT should have advanced training in radiation physics. In 2007, 96% of CT scans were performed by radiologists, 0.6% by cardiologists, so we do not believe that self-referral (the process by which nonradiologist providers purchase imaging equipment and refer patients to these in-office scanners) could be a significant driver of the increase in radiation exposure. We strongly endorse the AAPM statement, "For an appropriately ordered CT examination, an individual derives much greater benefit than risk.”


Balancing the need for a diagnostic test and the potential toxicity of the test is the first tenet of competency, required for all physicians who perform/interpret these studies. SCCT does not

endorse the practice of needless self-referral, and works through verification programs and lab accreditation programs to ensure quality and appropriate application of this modality.

About the Society for Cardiovascular Computed Tomography

(SCCT) is the recognized representative and advocate for physicians, scientists, and technologists who work in the field of cardiovascular computed tomography. With a membership of over 4,000, it is nationally and internationally viewed as the principal independent organization committed to the further development of cardiovascular computed tomography through education, training, accreditation, quality control, and research. For more information on the Society's Mission and Goals, please see the SCCT Website at: www.SCCT.org.

###



FOR IMMEDIATE RELEASE

SCCT RESPONDS TO AAPM AND ACR REPORTS FROM MARCH 2009

Washington, D.C. (March 12, 2009) — In response to both the NCRP Report No. 160 on *Increased Average Radiation Exposure of the U.S. Population Requires Perspective and Caution*, published by the American Association of Physicists in Medicine (AAPM) and a similar report on Self-Referral by the American College of Radiology (ACR), the Society of Cardiovascular Computed Tomography (SCCT) issues the following statement:

“Current competency guidelines in CT require both physics and radiation safety training for all physicians performing and interpreting cardiac studies. SCCT believes that anyone administering cardiovascular CT should have advanced training in radiation physics. In 2007, 96% of CT scans were performed by radiologists, 0.6% by cardiologists, so we do not believe that self-referral (the process by which nonradiologist providers purchase imaging equipment and refer patients to these in-office scanners) could be a significant driver of the increase in radiation exposure. We strongly endorse the AAPM statement, "For an appropriately ordered CT examination, an individual derives much greater benefit than risk.”


Balancing the need for a diagnostic test and the potential toxicity of the test is the first tenet of competency, required for all physicians who perform/interpret these studies. SCCT does not

endorse the practice of needless self-referral, and works through verification programs and lab accreditation programs to ensure quality and appropriate application of this modality.

About the Society for Cardiovascular Computed Tomography

(SCCT) is the recognized representative and advocate for physicians, scientists, and technologists who work in the field of cardiovascular computed tomography. With a membership of over 4,000, it is nationally and internationally viewed as the principal independent organization committed to the further development of cardiovascular computed tomography through education, training, accreditation, quality control, and research. For more information on the Society's Mission and Goals, please see the SCCT Website at: www.SCCT.org.

###



FOR IMMEDIATE RELEASE

SCCT RESPONDS TO AAPM AND ACR REPORTS FROM MARCH 2009

Washington, D.C. (March 12, 2009) — In response to both the NCRP Report No. 160 on *Increased Average Radiation Exposure of the U.S. Population Requires Perspective and Caution*, published by the American Association of Physicists in Medicine (AAPM) and a similar report on Self-Referral by the American College of Radiology (ACR), the Society of Cardiovascular Computed Tomography (SCCT) issues the following statement:

“Current competency guidelines in CT require both physics and radiation safety training for all physicians performing and interpreting cardiac studies. SCCT believes that anyone administering cardiovascular CT should have advanced training in radiation physics. In 2007, 96% of CT scans were performed by radiologists, 0.6% by cardiologists, so we do not believe that self-referral (the process by which nonradiologist providers purchase imaging equipment and refer patients to these in-office scanners) could be a significant driver of the increase in radiation exposure. We strongly endorse the AAPM statement, "For an appropriately ordered CT examination, an individual derives much greater benefit than risk.”


Balancing the need for a diagnostic test and the potential toxicity of the test is the first tenet of competency, required for all physicians who perform/interpret these studies. SCCT does not

endorse the practice of needless self-referral, and works through verification programs and lab accreditation programs to ensure quality and appropriate application of this modality.

About the Society for Cardiovascular Computed Tomography

(SCCT) is the recognized representative and advocate for physicians, scientists, and technologists who work in the field of cardiovascular computed tomography. With a membership of over 4,000, it is nationally and internationally viewed as the principal independent organization committed to the further development of cardiovascular computed tomography through education, training, accreditation, quality control, and research. For more information on the Society's Mission and Goals, please see the SCCT Website at: www.SCCT.org.

###



FOR IMMEDIATE RELEASE

SCCT RESPONDS TO AAPM AND ACR REPORTS FROM MARCH 2009

Washington, D.C. (March 12, 2009) — In response to both the NCRP Report No. 160 on *Increased Average Radiation Exposure of the U.S. Population Requires Perspective and Caution*, published by the American Association of Physicists in Medicine (AAPM) and a similar report on Self-Referral by the American College of Radiology (ACR), the Society of Cardiovascular Computed Tomography (SCCT) issues the following statement:

“Current competency guidelines in CT require both physics and radiation safety training for all physicians performing and interpreting cardiac studies. SCCT believes that anyone administering cardiovascular CT should have advanced training in radiation physics. In 2007, 96% of CT scans were performed by radiologists, 0.6% by cardiologists, so we do not believe that self-referral (the process by which nonradiologist providers purchase imaging equipment and refer patients to these in-office scanners) could be a significant driver of the increase in radiation exposure. We strongly endorse the AAPM statement, "For an appropriately ordered CT examination, an individual derives much greater benefit than risk.”


Balancing the need for a diagnostic test and the potential toxicity of the test is the first tenet of competency, required for all physicians who perform/interpret these studies. SCCT does not

endorse the practice of needless self-referral, and works through verification programs and lab accreditation programs to ensure quality and appropriate application of this modality.

About the Society for Cardiovascular Computed Tomography

(SCCT) is the recognized representative and advocate for physicians, scientists, and technologists who work in the field of cardiovascular computed tomography. With a membership of over 4,000, it is nationally and internationally viewed as the principal independent organization committed to the further development of cardiovascular computed tomography through education, training, accreditation, quality control, and research. For more information on the Society's Mission and Goals, please see the SCCT Website at: www.SCCT.org.

###



FOR IMMEDIATE RELEASE

SCCT RESPONDS TO AAPM AND ACR REPORTS FROM MARCH 2009

Washington, D.C. (March 12, 2009) — In response to both the NCRP Report No. 160 on *Increased Average Radiation Exposure of the U.S. Population Requires Perspective and Caution*, published by the American Association of Physicists in Medicine (AAPM) and a similar report on Self-Referral by the American College of Radiology (ACR), the Society of Cardiovascular Computed Tomography (SCCT) issues the following statement:

“Current competency guidelines in CT require both physics and radiation safety training for all physicians performing and interpreting cardiac studies. SCCT believes that anyone administering cardiovascular CT should have advanced training in radiation physics. In 2007, 96% of CT scans were performed by radiologists, 0.6% by cardiologists, so we do not believe that self-referral (the process by which nonradiologist providers purchase imaging equipment and refer patients to these in-office scanners) could be a significant driver of the increase in radiation exposure. We strongly endorse the AAPM statement, "For an appropriately ordered CT examination, an individual derives much greater benefit than risk.”


Balancing the need for a diagnostic test and the potential toxicity of the test is the first tenet of competency, required for all physicians who perform/interpret these studies. SCCT does not

endorse the practice of needless self-referral, and works through verification programs and lab accreditation programs to ensure quality and appropriate application of this modality.

About the Society for Cardiovascular Computed Tomography

(SCCT) is the recognized representative and advocate for physicians, scientists, and technologists who work in the field of cardiovascular computed tomography. With a membership of over 4,000, it is nationally and internationally viewed as the principal independent organization committed to the further development of cardiovascular computed tomography through education, training, accreditation, quality control, and research. For more information on the Society's Mission and Goals, please see the SCCT Website at: www.SCCT.org.

###



FOR IMMEDIATE RELEASE

SCCT RESPONDS TO AAPM AND ACR REPORTS FROM MARCH 2009

Washington, D.C. (March 12, 2009) — In response to both the NCRP Report No. 160 on *Increased Average Radiation Exposure of the U.S. Population Requires Perspective and Caution*, published by the American Association of Physicists in Medicine (AAPM) and a similar report on Self-Referral by the American College of Radiology (ACR), the Society of Cardiovascular Computed Tomography (SCCT) issues the following statement:

“Current competency guidelines in CT require both physics and radiation safety training for all physicians performing and interpreting cardiac studies. SCCT believes that anyone administering cardiovascular CT should have advanced training in radiation physics. In 2007, 96% of CT scans were performed by radiologists, 0.6% by cardiologists, so we do not believe that self-referral (the process by which nonradiologist providers purchase imaging equipment and refer patients to these in-office scanners) could be a significant driver of the increase in radiation exposure. We strongly endorse the AAPM statement, "For an appropriately ordered CT examination, an individual derives much greater benefit than risk.”


Balancing the need for a diagnostic test and the potential toxicity of the test is the first tenet of competency, required for all physicians who perform/interpret these studies. SCCT does not

endorse the practice of needless self-referral, and works through verification programs and lab accreditation programs to ensure quality and appropriate application of this modality.

About the Society for Cardiovascular Computed Tomography

(SCCT) is the recognized representative and advocate for physicians, scientists, and technologists who work in the field of cardiovascular computed tomography. With a membership of over 4,000, it is nationally and internationally viewed as the principal independent organization committed to the further development of cardiovascular computed tomography through education, training, accreditation, quality control, and research. For more information on the Society's Mission and Goals, please see the SCCT Website at: www.SCCT.org.

###



FOR IMMEDIATE RELEASE

SCCT RESPONDS TO AAPM AND ACR REPORTS FROM MARCH 2009

Washington, D.C. (March 12, 2009) — In response to both the NCRP Report No. 160 on *Increased Average Radiation Exposure of the U.S. Population Requires Perspective and Caution*, published by the American Association of Physicists in Medicine (AAPM) and a similar report on Self-Referral by the American College of Radiology (ACR), the Society of Cardiovascular Computed Tomography (SCCT) issues the following statement:

“Current competency guidelines in CT require both physics and radiation safety training for all physicians performing and interpreting cardiac studies. SCCT believes that anyone administering cardiovascular CT should have advanced training in radiation physics. In 2007, 96% of CT scans were performed by radiologists, 0.6% by cardiologists, so we do not believe that self-referral (the process by which nonradiologist providers purchase imaging equipment and refer patients to these in-office scanners) could be a significant driver of the increase in radiation exposure. We strongly endorse the AAPM statement, "For an appropriately ordered CT examination, an individual derives much greater benefit than risk.”


Balancing the need for a diagnostic test and the potential toxicity of the test is the first tenet of competency, required for all physicians who perform/interpret these studies. SCCT does not

endorse the practice of needless self-referral, and works through verification programs and lab accreditation programs to ensure quality and appropriate application of this modality.

About the Society for Cardiovascular Computed Tomography

(SCCT) is the recognized representative and advocate for physicians, scientists, and technologists who work in the field of cardiovascular computed tomography. With a membership of over 4,000, it is nationally and internationally viewed as the principal independent organization committed to the further development of cardiovascular computed tomography through education, training, accreditation, quality control, and research. For more information on the Society's Mission and Goals, please see the SCCT Website at: www.SCCT.org.

###



FOR IMMEDIATE RELEASE

SCCT RESPONDS TO AAPM AND ACR REPORTS FROM MARCH 2009

Washington, D.C. (March 12, 2009) — In response to both the NCRP Report No. 160 on *Increased Average Radiation Exposure of the U.S. Population Requires Perspective and Caution*, published by the American Association of Physicists in Medicine (AAPM) and a similar report on Self-Referral by the American College of Radiology (ACR), the Society of Cardiovascular Computed Tomography (SCCT) issues the following statement:

“Current competency guidelines in CT require both physics and radiation safety training for all physicians performing and interpreting cardiac studies. SCCT believes that anyone administering cardiovascular CT should have advanced training in radiation physics. In 2007, 96% of CT scans were performed by radiologists, 0.6% by cardiologists, so we do not believe that self-referral (the process by which nonradiologist providers purchase imaging equipment and refer patients to these in-office scanners) could be a significant driver of the increase in radiation exposure. We strongly endorse the AAPM statement, "For an appropriately ordered CT examination, an individual derives much greater benefit than risk.”


Balancing the need for a diagnostic test and the potential toxicity of the test is the first tenet of competency, required for all physicians who perform/interpret these studies. SCCT does not

endorse the practice of needless self-referral, and works through verification programs and lab accreditation programs to ensure quality and appropriate application of this modality.

About the Society for Cardiovascular Computed Tomography

(SCCT) is the recognized representative and advocate for physicians, scientists, and technologists who work in the field of cardiovascular computed tomography. With a membership of over 4,000, it is nationally and internationally viewed as the principal independent organization committed to the further development of cardiovascular computed tomography through education, training, accreditation, quality control, and research. For more information on the Society's Mission and Goals, please see the SCCT Website at: www.SCCT.org.

###



FOR IMMEDIATE RELEASE

SCCT RESPONDS TO AAPM AND ACR REPORTS FROM MARCH 2009

Washington, D.C. (March 12, 2009) — In response to both the NCRP Report No. 160 on *Increased Average Radiation Exposure of the U.S. Population Requires Perspective and Caution*, published by the American Association of Physicists in Medicine (AAPM) and a similar report on Self-Referral by the American College of Radiology (ACR), the Society of Cardiovascular Computed Tomography (SCCT) issues the following statement:

“Current competency guidelines in CT require both physics and radiation safety training for all physicians performing and interpreting cardiac studies. SCCT believes that anyone administering cardiovascular CT should have advanced training in radiation physics. In 2007, 96% of CT scans were performed by radiologists, 0.6% by cardiologists, so we do not believe that self-referral (the process by which nonradiologist providers purchase imaging equipment and refer patients to these in-office scanners) could be a significant driver of the increase in radiation exposure. We strongly endorse the AAPM statement, "For an appropriately ordered CT examination, an individual derives much greater benefit than risk.”


Balancing the need for a diagnostic test and the potential toxicity of the test is the first tenet of competency, required for all physicians who perform/interpret these studies. SCCT does not

endorse the practice of needless self-referral, and works through verification programs and lab accreditation programs to ensure quality and appropriate application of this modality.

About the Society for Cardiovascular Computed Tomography

(SCCT) is the recognized representative and advocate for physicians, scientists, and technologists who work in the field of cardiovascular computed tomography. With a membership of over 4,000, it is nationally and internationally viewed as the principal independent organization committed to the further development of cardiovascular computed tomography through education, training, accreditation, quality control, and research. For more information on the Society's Mission and Goals, please see the SCCT Website at: www.SCCT.org.

###



FOR IMMEDIATE RELEASE

SCCT RESPONDS TO AAPM AND ACR REPORTS FROM MARCH 2009

Washington, D.C. (March 12, 2009) — In response to both the NCRP Report No. 160 on *Increased Average Radiation Exposure of the U.S. Population Requires Perspective and Caution*, published by the American Association of Physicists in Medicine (AAPM) and a similar report on Self-Referral by the American College of Radiology (ACR), the Society of Cardiovascular Computed Tomography (SCCT) issues the following statement:

“Current competency guidelines in CT require both physics and radiation safety training for all physicians performing and interpreting cardiac studies. SCCT believes that anyone administering cardiovascular CT should have advanced training in radiation physics. In 2007, 96% of CT scans were performed by radiologists, 0.6% by cardiologists, so we do not believe that self-referral (the process by which nonradiologist providers purchase imaging equipment and refer patients to these in-office scanners) could be a significant driver of the increase in radiation exposure. We strongly endorse the AAPM statement, "For an appropriately ordered CT examination, an individual derives much greater benefit than risk.”


Balancing the need for a diagnostic test and the potential toxicity of the test is the first tenet of competency, required for all physicians who perform/interpret these studies. SCCT does not

endorse the practice of needless self-referral, and works through verification programs and lab accreditation programs to ensure quality and appropriate application of this modality.

About the Society for Cardiovascular Computed Tomography

(SCCT) is the recognized representative and advocate for physicians, scientists, and technologists who work in the field of cardiovascular computed tomography. With a membership of over 4,000, it is nationally and internationally viewed as the principal independent organization committed to the further development of cardiovascular computed tomography through education, training, accreditation, quality control, and research. For more information on the Society's Mission and Goals, please see the SCCT Website at: www.SCCT.org.

###



FOR IMMEDIATE RELEASE

SCCT RESPONDS TO AAPM AND ACR REPORTS FROM MARCH 2009

Washington, D.C. (March 12, 2009) — In response to both the NCRP Report No. 160 on *Increased Average Radiation Exposure of the U.S. Population Requires Perspective and Caution*, published by the American Association of Physicists in Medicine (AAPM) and a similar report on Self-Referral by the American College of Radiology (ACR), the Society of Cardiovascular Computed Tomography (SCCT) issues the following statement:

“Current competency guidelines in CT require both physics and radiation safety training for all physicians performing and interpreting cardiac studies. SCCT believes that anyone administering cardiovascular CT should have advanced training in radiation physics. In 2007, 96% of CT scans were performed by radiologists, 0.6% by cardiologists, so we do not believe that self-referral (the process by which nonradiologist providers purchase imaging equipment and refer patients to these in-office scanners) could be a significant driver of the increase in radiation exposure. We strongly endorse the AAPM statement, "For an appropriately ordered CT examination, an individual derives much greater benefit than risk.”


Balancing the need for a diagnostic test and the potential toxicity of the test is the first tenet of competency, required for all physicians who perform/interpret these studies. SCCT does not

endorse the practice of needless self-referral, and works through verification programs and lab accreditation programs to ensure quality and appropriate application of this modality.

About the Society for Cardiovascular Computed Tomography

(SCCT) is the recognized representative and advocate for physicians, scientists, and technologists who work in the field of cardiovascular computed tomography. With a membership of over 4,000, it is nationally and internationally viewed as the principal independent organization committed to the further development of cardiovascular computed tomography through education, training, accreditation, quality control, and research. For more information on the Society's Mission and Goals, please see the SCCT Website at: www.SCCT.org.

###



FOR IMMEDIATE RELEASE

SCCT RESPONDS TO AAPM AND ACR REPORTS FROM MARCH 2009

Washington, D.C. (March 12, 2009) — In response to both the NCRP Report No. 160 on *Increased Average Radiation Exposure of the U.S. Population Requires Perspective and Caution*, published by the American Association of Physicists in Medicine (AAPM) and a similar report on Self-Referral by the American College of Radiology (ACR), the Society of Cardiovascular Computed Tomography (SCCT) issues the following statement:

“Current competency guidelines in CT require both physics and radiation safety training for all physicians performing and interpreting cardiac studies. SCCT believes that anyone administering cardiovascular CT should have advanced training in radiation physics. In 2007, 96% of CT scans were performed by radiologists, 0.6% by cardiologists, so we do not believe that self-referral (the process by which nonradiologist providers purchase imaging equipment and refer patients to these in-office scanners) could be a significant driver of the increase in radiation exposure. We strongly endorse the AAPM statement, "For an appropriately ordered CT examination, an individual derives much greater benefit than risk.”


Balancing the need for a diagnostic test and the potential toxicity of the test is the first tenet of competency, required for all physicians who perform/interpret these studies. SCCT does not

endorse the practice of needless self-referral, and works through verification programs and lab accreditation programs to ensure quality and appropriate application of this modality.

About the Society for Cardiovascular Computed Tomography

(SCCT) is the recognized representative and advocate for physicians, scientists, and technologists who work in the field of cardiovascular computed tomography. With a membership of over 4,000, it is nationally and internationally viewed as the principal independent organization committed to the further development of cardiovascular computed tomography through education, training, accreditation, quality control, and research. For more information on the Society's Mission and Goals, please see the SCCT Website at: www.SCCT.org.

###



FOR IMMEDIATE RELEASE

SCCT RESPONDS TO AAPM AND ACR REPORTS FROM MARCH 2009

Washington, D.C. (March 12, 2009) — In response to both the NCRP Report No. 160 on *Increased Average Radiation Exposure of the U.S. Population Requires Perspective and Caution*, published by the American Association of Physicists in Medicine (AAPM) and a similar report on Self-Referral by the American College of Radiology (ACR), the Society of Cardiovascular Computed Tomography (SCCT) issues the following statement:

“Current competency guidelines in CT require both physics and radiation safety training for all physicians performing and interpreting cardiac studies. SCCT believes that anyone administering cardiovascular CT should have advanced training in radiation physics. In 2007, 96% of CT scans were performed by radiologists, 0.6% by cardiologists, so we do not believe that self-referral (the process by which nonradiologist providers purchase imaging equipment and refer patients to these in-office scanners) could be a significant driver of the increase in radiation exposure. We strongly endorse the AAPM statement, "For an appropriately ordered CT examination, an individual derives much greater benefit than risk.”


Balancing the need for a diagnostic test and the potential toxicity of the test is the first tenet of competency, required for all physicians who perform/interpret these studies. SCCT does not

endorse the practice of needless self-referral, and works through verification programs and lab accreditation programs to ensure quality and appropriate application of this modality.

About the Society for Cardiovascular Computed Tomography

(SCCT) is the recognized representative and advocate for physicians, scientists, and technologists who work in the field of cardiovascular computed tomography. With a membership of over 4,000, it is nationally and internationally viewed as the principal independent organization committed to the further development of cardiovascular computed tomography through education, training, accreditation, quality control, and research. For more information on the Society's Mission and Goals, please see the SCCT Website at: www.SCCT.org.

###



FOR IMMEDIATE RELEASE

SCCT RESPONDS TO AAPM AND ACR REPORTS FROM MARCH 2009

Washington, D.C. (March 12, 2009) — In response to both the NCRP Report No. 160 on *Increased Average Radiation Exposure of the U.S. Population Requires Perspective and Caution*, published by the American Association of Physicists in Medicine (AAPM) and a similar report on Self-Referral by the American College of Radiology (ACR), the Society of Cardiovascular Computed Tomography (SCCT) issues the following statement:

“Current competency guidelines in CT require both physics and radiation safety training for all physicians performing and interpreting cardiac studies. SCCT believes that anyone administering cardiovascular CT should have advanced training in radiation physics. In 2007, 96% of CT scans were performed by radiologists, 0.6% by cardiologists, so we do not believe that self-referral (the process by which nonradiologist providers purchase imaging equipment and refer patients to these in-office scanners) could be a significant driver of the increase in radiation exposure. We strongly endorse the AAPM statement, "For an appropriately ordered CT examination, an individual derives much greater benefit than risk.”


Balancing the need for a diagnostic test and the potential toxicity of the test is the first tenet of competency, required for all physicians who perform/interpret these studies. SCCT does not

endorse the practice of needless self-referral, and works through verification programs and lab accreditation programs to ensure quality and appropriate application of this modality.

About the Society for Cardiovascular Computed Tomography

(SCCT) is the recognized representative and advocate for physicians, scientists, and technologists who work in the field of cardiovascular computed tomography. With a membership of over 4,000, it is nationally and internationally viewed as the principal independent organization committed to the further development of cardiovascular computed tomography through education, training, accreditation, quality control, and research. For more information on the Society's Mission and Goals, please see the SCCT Website at: www.SCCT.org.

###



FOR IMMEDIATE RELEASE

SCCT RESPONDS TO AAPM AND ACR REPORTS FROM MARCH 2009

Washington, D.C. (March 12, 2009) — In response to both the NCRP Report No. 160 on *Increased Average Radiation Exposure of the U.S. Population Requires Perspective and Caution*, published by the American Association of Physicists in Medicine (AAPM) and a similar report on Self-Referral by the American College of Radiology (ACR), the Society of Cardiovascular Computed Tomography (SCCT) issues the following statement:

“Current competency guidelines in CT require both physics and radiation safety training for all physicians performing and interpreting cardiac studies. SCCT believes that anyone administering cardiovascular CT should have advanced training in radiation physics. In 2007, 96% of CT scans were performed by radiologists, 0.6% by cardiologists, so we do not believe that self-referral (the process by which nonradiologist providers purchase imaging equipment and refer patients to these in-office scanners) could be a significant driver of the increase in radiation exposure. We strongly endorse the AAPM statement, "For an appropriately ordered CT examination, an individual derives much greater benefit than risk.”


Balancing the need for a diagnostic test and the potential toxicity of the test is the first tenet of competency, required for all physicians who perform/interpret these studies. SCCT does not

endorse the practice of needless self-referral, and works through verification programs and lab accreditation programs to ensure quality and appropriate application of this modality.

About the Society for Cardiovascular Computed Tomography

(SCCT) is the recognized representative and advocate for physicians, scientists, and technologists who work in the field of cardiovascular computed tomography. With a membership of over 4,000, it is nationally and internationally viewed as the principal independent organization committed to the further development of cardiovascular computed tomography through education, training, accreditation, quality control, and research. For more information on the Society's Mission and Goals, please see the SCCT Website at: www.SCCT.org.

###



FOR IMMEDIATE RELEASE

SCCT RESPONDS TO AAPM AND ACR REPORTS FROM MARCH 2009

Washington, D.C. (March 12, 2009) — In response to both the NCRP Report No. 160 on *Increased Average Radiation Exposure of the U.S. Population Requires Perspective and Caution*, published by the American Association of Physicists in Medicine (AAPM) and a similar report on Self-Referral by the American College of Radiology (ACR), the Society of Cardiovascular Computed Tomography (SCCT) issues the following statement:

“Current competency guidelines in CT require both physics and radiation safety training for all physicians performing and interpreting cardiac studies. SCCT believes that anyone administering cardiovascular CT should have advanced training in radiation physics. In 2007, 96% of CT scans were performed by radiologists, 0.6% by cardiologists, so we do not believe that self-referral (the process by which nonradiologist providers purchase imaging equipment and refer patients to these in-office scanners) could be a significant driver of the increase in radiation exposure. We strongly endorse the AAPM statement, "For an appropriately ordered CT examination, an individual derives much greater benefit than risk.”


Balancing the need for a diagnostic test and the potential toxicity of the test is the first tenet of competency, required for all physicians who perform/interpret these studies. SCCT does not

endorse the practice of needless self-referral, and works through verification programs and lab accreditation programs to ensure quality and appropriate application of this modality.

About the Society for Cardiovascular Computed Tomography

(SCCT) is the recognized representative and advocate for physicians, scientists, and technologists who work in the field of cardiovascular computed tomography. With a membership of over 4,000, it is nationally and internationally viewed as the principal independent organization committed to the further development of cardiovascular computed tomography through education, training, accreditation, quality control, and research. For more information on the Society's Mission and Goals, please see the SCCT Website at: www.SCCT.org.

###



FOR IMMEDIATE RELEASE

SCCT RESPONDS TO AAPM AND ACR REPORTS FROM MARCH 2009

Washington, D.C. (March 12, 2009) — In response to both the NCRP Report No. 160 on *Increased Average Radiation Exposure of the U.S. Population Requires Perspective and Caution*, published by the American Association of Physicists in Medicine (AAPM) and a similar report on Self-Referral by the American College of Radiology (ACR), the Society of Cardiovascular Computed Tomography (SCCT) issues the following statement:

“Current competency guidelines in CT require both physics and radiation safety training for all physicians performing and interpreting cardiac studies. SCCT believes that anyone administering cardiovascular CT should have advanced training in radiation physics. In 2007, 96% of CT scans were performed by radiologists, 0.6% by cardiologists, so we do not believe that self-referral (the process by which nonradiologist providers purchase imaging equipment and refer patients to these in-office scanners) could be a significant driver of the increase in radiation exposure. We strongly endorse the AAPM statement, "For an appropriately ordered CT examination, an individual derives much greater benefit than risk.”


Balancing the need for a diagnostic test and the potential toxicity of the test is the first tenet of competency, required for all physicians who perform/interpret these studies. SCCT does not

endorse the practice of needless self-referral, and works through verification programs and lab accreditation programs to ensure quality and appropriate application of this modality.

About the Society for Cardiovascular Computed Tomography

(SCCT) is the recognized representative and advocate for physicians, scientists, and technologists who work in the field of cardiovascular computed tomography. With a membership of over 4,000, it is nationally and internationally viewed as the principal independent organization committed to the further development of cardiovascular computed tomography through education, training, accreditation, quality control, and research. For more information on the Society's Mission and Goals, please see the SCCT Website at: www.SCCT.org.

###



FOR IMMEDIATE RELEASE

SCCT RESPONDS TO AAPM AND ACR REPORTS FROM MARCH 2009

Washington, D.C. (March 12, 2009) — In response to both the NCRP Report No. 160 on *Increased Average Radiation Exposure of the U.S. Population Requires Perspective and Caution*, published by the American Association of Physicists in Medicine (AAPM) and a similar report on Self-Referral by the American College of Radiology (ACR), the Society of Cardiovascular Computed Tomography (SCCT) issues the following statement:

“Current competency guidelines in CT require both physics and radiation safety training for all physicians performing and interpreting cardiac studies. SCCT believes that anyone administering cardiovascular CT should have advanced training in radiation physics. In 2007, 96% of CT scans were performed by radiologists, 0.6% by cardiologists, so we do not believe that self-referral (the process by which nonradiologist providers purchase imaging equipment and refer patients to these in-office scanners) could be a significant driver of the increase in radiation exposure. We strongly endorse the AAPM statement, "For an appropriately ordered CT examination, an individual derives much greater benefit than risk.”


Balancing the need for a diagnostic test and the potential toxicity of the test is the first tenet of competency, required for all physicians who perform/interpret these studies. SCCT does not

endorse the practice of needless self-referral, and works through verification programs and lab accreditation programs to ensure quality and appropriate application of this modality.

About the Society for Cardiovascular Computed Tomography

(SCCT) is the recognized representative and advocate for physicians, scientists, and technologists who work in the field of cardiovascular computed tomography. With a membership of over 4,000, it is nationally and internationally viewed as the principal independent organization committed to the further development of cardiovascular computed tomography through education, training, accreditation, quality control, and research. For more information on the Society's Mission and Goals, please see the SCCT Website at: www.SCCT.org.

###



FOR IMMEDIATE RELEASE

SCCT RESPONDS TO AAPM AND ACR REPORTS FROM MARCH 2009

Washington, D.C. (March 12, 2009) — In response to both the NCRP Report No. 160 on *Increased Average Radiation Exposure of the U.S. Population Requires Perspective and Caution*, published by the American Association of Physicists in Medicine (AAPM) and a similar report on Self-Referral by the American College of Radiology (ACR), the Society of Cardiovascular Computed Tomography (SCCT) issues the following statement:

“Current competency guidelines in CT require both physics and radiation safety training for all physicians performing and interpreting cardiac studies. SCCT believes that anyone administering cardiovascular CT should have advanced training in radiation physics. In 2007, 96% of CT scans were performed by radiologists, 0.6% by cardiologists, so we do not believe that self-referral (the process by which nonradiologist providers purchase imaging equipment and refer patients to these in-office scanners) could be a significant driver of the increase in radiation exposure. We strongly endorse the AAPM statement, "For an appropriately ordered CT examination, an individual derives much greater benefit than risk.”


Balancing the need for a diagnostic test and the potential toxicity of the test is the first tenet of competency, required for all physicians who perform/interpret these studies. SCCT does not

endorse the practice of needless self-referral, and works through verification programs and lab accreditation programs to ensure quality and appropriate application of this modality.

About the Society for Cardiovascular Computed Tomography

(SCCT) is the recognized representative and advocate for physicians, scientists, and technologists who work in the field of cardiovascular computed tomography. With a membership of over 4,000, it is nationally and internationally viewed as the principal independent organization committed to the further development of cardiovascular computed tomography through education, training, accreditation, quality control, and research. For more information on the Society's Mission and Goals, please see the SCCT Website at: www.SCCT.org.

###



FOR IMMEDIATE RELEASE

SCCT RESPONDS TO AAPM AND ACR REPORTS FROM MARCH 2009

Washington, D.C. (March 12, 2009) — In response to both the NCRP Report No. 160 on *Increased Average Radiation Exposure of the U.S. Population Requires Perspective and Caution*, published by the American Association of Physicists in Medicine (AAPM) and a similar report on Self-Referral by the American College of Radiology (ACR), the Society of Cardiovascular Computed Tomography (SCCT) issues the following statement:

“Current competency guidelines in CT require both physics and radiation safety training for all physicians performing and interpreting cardiac studies. SCCT believes that anyone administering cardiovascular CT should have advanced training in radiation physics. In 2007, 96% of CT scans were performed by radiologists, 0.6% by cardiologists, so we do not believe that self-referral (the process by which nonradiologist providers purchase imaging equipment and refer patients to these in-office scanners) could be a significant driver of the increase in radiation exposure. We strongly endorse the AAPM statement, "For an appropriately ordered CT examination, an individual derives much greater benefit than risk.”


Balancing the need for a diagnostic test and the potential toxicity of the test is the first tenet of competency, required for all physicians who perform/interpret these studies. SCCT does not

endorse the practice of needless self-referral, and works through verification programs and lab accreditation programs to ensure quality and appropriate application of this modality.

About the Society for Cardiovascular Computed Tomography

(SCCT) is the recognized representative and advocate for physicians, scientists, and technologists who work in the field of cardiovascular computed tomography. With a membership of over 4,000, it is nationally and internationally viewed as the principal independent organization committed to the further development of cardiovascular computed tomography through education, training, accreditation, quality control, and research. For more information on the Society's Mission and Goals, please see the SCCT Website at: www.SCCT.org.

###



FOR IMMEDIATE RELEASE

SCCT RESPONDS TO AAPM AND ACR REPORTS FROM MARCH 2009

Washington, D.C. (March 12, 2009) — In response to both the NCRP Report No. 160 on *Increased Average Radiation Exposure of the U.S. Population Requires Perspective and Caution*, published by the American Association of Physicists in Medicine (AAPM) and a similar report on Self-Referral by the American College of Radiology (ACR), the Society of Cardiovascular Computed Tomography (SCCT) issues the following statement:

“Current competency guidelines in CT require both physics and radiation safety training for all physicians performing and interpreting cardiac studies. SCCT believes that anyone administering cardiovascular CT should have advanced training in radiation physics. In 2007, 96% of CT scans were performed by radiologists, 0.6% by cardiologists, so we do not believe that self-referral (the process by which nonradiologist providers purchase imaging equipment and refer patients to these in-office scanners) could be a significant driver of the increase in radiation exposure. We strongly endorse the AAPM statement, "For an appropriately ordered CT examination, an individual derives much greater benefit than risk.”


Balancing the need for a diagnostic test and the potential toxicity of the test is the first tenet of competency, required for all physicians who perform/interpret these studies. SCCT does not

endorse the practice of needless self-referral, and works through verification programs and lab accreditation programs to ensure quality and appropriate application of this modality.

About the Society for Cardiovascular Computed Tomography

(SCCT) is the recognized representative and advocate for physicians, scientists, and technologists who work in the field of cardiovascular computed tomography. With a membership of over 4,000, it is nationally and internationally viewed as the principal independent organization committed to the further development of cardiovascular computed tomography through education, training, accreditation, quality control, and research. For more information on the Society's Mission and Goals, please see the SCCT Website at: www.SCCT.org.

###



FOR IMMEDIATE RELEASE

SCCT RESPONDS TO AAPM AND ACR REPORTS FROM MARCH 2009

Washington, D.C. (March 12, 2009) — In response to both the NCRP Report No. 160 on *Increased Average Radiation Exposure of the U.S. Population Requires Perspective and Caution*, published by the American Association of Physicists in Medicine (AAPM) and a similar report on Self-Referral by the American College of Radiology (ACR), the Society of Cardiovascular Computed Tomography (SCCT) issues the following statement:

“Current competency guidelines in CT require both physics and radiation safety training for all physicians performing and interpreting cardiac studies. SCCT believes that anyone administering cardiovascular CT should have advanced training in radiation physics. In 2007, 96% of CT scans were performed by radiologists, 0.6% by cardiologists, so we do not believe that self-referral (the process by which nonradiologist providers purchase imaging equipment and refer patients to these in-office scanners) could be a significant driver of the increase in radiation exposure. We strongly endorse the AAPM statement, "For an appropriately ordered CT examination, an individual derives much greater benefit than risk.”


Balancing the need for a diagnostic test and the potential toxicity of the test is the first tenet of competency, required for all physicians who perform/interpret these studies. SCCT does not

endorse the practice of needless self-referral, and works through verification programs and lab accreditation programs to ensure quality and appropriate application of this modality.

About the Society for Cardiovascular Computed Tomography

(SCCT) is the recognized representative and advocate for physicians, scientists, and technologists who work in the field of cardiovascular computed tomography. With a membership of over 4,000, it is nationally and internationally viewed as the principal independent organization committed to the further development of cardiovascular computed tomography through education, training, accreditation, quality control, and research. For more information on the Society's Mission and Goals, please see the SCCT Website at: www.SCCT.org.

###



FOR IMMEDIATE RELEASE

SCCT RESPONDS TO AAPM AND ACR REPORTS FROM MARCH 2009

Washington, D.C. (March 12, 2009) — In response to both the NCRP Report No. 160 on *Increased Average Radiation Exposure of the U.S. Population Requires Perspective and Caution*, published by the American Association of Physicists in Medicine (AAPM) and a similar report on Self-Referral by the American College of Radiology (ACR), the Society of Cardiovascular Computed Tomography (SCCT) issues the following statement:

“Current competency guidelines in CT require both physics and radiation safety training for all physicians performing and interpreting cardiac studies. SCCT believes that anyone administering cardiovascular CT should have advanced training in radiation physics. In 2007, 96% of CT scans were performed by radiologists, 0.6% by cardiologists, so we do not believe that self-referral (the process by which nonradiologist providers purchase imaging equipment and refer patients to these in-office scanners) could be a significant driver of the increase in radiation exposure. We strongly endorse the AAPM statement, "For an appropriately ordered CT examination, an individual derives much greater benefit than risk.”


Balancing the need for a diagnostic test and the potential toxicity of the test is the first tenet of competency, required for all physicians who perform/interpret these studies. SCCT does not

endorse the practice of needless self-referral, and works through verification programs and lab accreditation programs to ensure quality and appropriate application of this modality.

About the Society for Cardiovascular Computed Tomography

(SCCT) is the recognized representative and advocate for physicians, scientists, and technologists who work in the field of cardiovascular computed tomography. With a membership of over 4,000, it is nationally and internationally viewed as the principal independent organization committed to the further development of cardiovascular computed tomography through education, training, accreditation, quality control, and research. For more information on the Society's Mission and Goals, please see the SCCT Website at: www.SCCT.org.

###



FOR IMMEDIATE RELEASE

SCCT RESPONDS TO AAPM AND ACR REPORTS FROM MARCH 2009

Washington, D.C. (March 12, 2009) — In response to both the NCRP Report No. 160 on *Increased Average Radiation Exposure of the U.S. Population Requires Perspective and Caution*, published by the American Association of Physicists in Medicine (AAPM) and a similar report on Self-Referral by the American College of Radiology (ACR), the Society of Cardiovascular Computed Tomography (SCCT) issues the following statement:

“Current competency guidelines in CT require both physics and radiation safety training for all physicians performing and interpreting cardiac studies. SCCT believes that anyone administering cardiovascular CT should have advanced training in radiation physics. In 2007, 96% of CT scans were performed by radiologists, 0.6% by cardiologists, so we do not believe that self-referral (the process by which nonradiologist providers purchase imaging equipment and refer patients to these in-office scanners) could be a significant driver of the increase in radiation exposure. We strongly endorse the AAPM statement, "For an appropriately ordered CT examination, an individual derives much greater benefit than risk.”


Balancing the need for a diagnostic test and the potential toxicity of the test is the first tenet of competency, required for all physicians who perform/interpret these studies. SCCT does not

endorse the practice of needless self-referral, and works through verification programs and lab accreditation programs to ensure quality and appropriate application of this modality.

About the Society for Cardiovascular Computed Tomography

(SCCT) is the recognized representative and advocate for physicians, scientists, and technologists who work in the field of cardiovascular computed tomography. With a membership of over 4,000, it is nationally and internationally viewed as the principal independent organization committed to the further development of cardiovascular computed tomography through education, training, accreditation, quality control, and research. For more information on the Society's Mission and Goals, please see the SCCT Website at: www.SCCT.org.

###



FOR IMMEDIATE RELEASE

SCCT RESPONDS TO AAPM AND ACR REPORTS FROM MARCH 2009

Washington, D.C. (March 12, 2009) — In response to both the NCRP Report No. 160 on *Increased Average Radiation Exposure of the U.S. Population Requires Perspective and Caution*, published by the American Association of Physicists in Medicine (AAPM) and a similar report on Self-Referral by the American College of Radiology (ACR), the Society of Cardiovascular Computed Tomography (SCCT) issues the following statement:

“Current competency guidelines in CT require both physics and radiation safety training for all physicians performing and interpreting cardiac studies. SCCT believes that anyone administering cardiovascular CT should have advanced training in radiation physics. In 2007, 96% of CT scans were performed by radiologists, 0.6% by cardiologists, so we do not believe that self-referral (the process by which nonradiologist providers purchase imaging equipment and refer patients to these in-office scanners) could be a significant driver of the increase in radiation exposure. We strongly endorse the AAPM statement, "For an appropriately ordered CT examination, an individual derives much greater benefit than risk.”


Balancing the need for a diagnostic test and the potential toxicity of the test is the first tenet of competency, required for all physicians who perform/interpret these studies. SCCT does not

endorse the practice of needless self-referral, and works through verification programs and lab accreditation programs to ensure quality and appropriate application of this modality.

About the Society for Cardiovascular Computed Tomography

(SCCT) is the recognized representative and advocate for physicians, scientists, and technologists who work in the field of cardiovascular computed tomography. With a membership of over 4,000, it is nationally and internationally viewed as the principal independent organization committed to the further development of cardiovascular computed tomography through education, training, accreditation, quality control, and research. For more information on the Society's Mission and Goals, please see the SCCT Website at: www.SCCT.org.

###



FOR IMMEDIATE RELEASE

SCCT RESPONDS TO AAPM AND ACR REPORTS FROM MARCH 2009

Washington, D.C. (March 12, 2009) — In response to both the NCRP Report No. 160 on *Increased Average Radiation Exposure of the U.S. Population Requires Perspective and Caution*, published by the American Association of Physicists in Medicine (AAPM) and a similar report on Self-Referral by the American College of Radiology (ACR), the Society of Cardiovascular Computed Tomography (SCCT) issues the following statement:

“Current competency guidelines in CT require both physics and radiation safety training for all physicians performing and interpreting cardiac studies. SCCT believes that anyone administering cardiovascular CT should have advanced training in radiation physics. In 2007, 96% of CT scans were performed by radiologists, 0.6% by cardiologists, so we do not believe that self-referral (the process by which nonradiologist providers purchase imaging equipment and refer patients to these in-office scanners) could be a significant driver of the increase in radiation exposure. We strongly endorse the AAPM statement, "For an appropriately ordered CT examination, an individual derives much greater benefit than risk.”


Balancing the need for a diagnostic test and the potential toxicity of the test is the first tenet of competency, required for all physicians who perform/interpret these studies. SCCT does not

endorse the practice of needless self-referral, and works through verification programs and lab accreditation programs to ensure quality and appropriate application of this modality.

About the Society for Cardiovascular Computed Tomography

(SCCT) is the recognized representative and advocate for physicians, scientists, and technologists who work in the field of cardiovascular computed tomography. With a membership of over 4,000, it is nationally and internationally viewed as the principal independent organization committed to the further development of cardiovascular computed tomography through education, training, accreditation, quality control, and research. For more information on the Society's Mission and Goals, please see the SCCT Website at: www.SCCT.org.

###



FOR IMMEDIATE RELEASE

SCCT RESPONDS TO AAPM AND ACR REPORTS FROM MARCH 2009

Washington, D.C. (March 12, 2009) — In response to both the NCRP Report No. 160 on *Increased Average Radiation Exposure of the U.S. Population Requires Perspective and Caution*, published by the American Association of Physicists in Medicine (AAPM) and a similar report on Self-Referral by the American College of Radiology (ACR), the Society of Cardiovascular Computed Tomography (SCCT) issues the following statement:

“Current competency guidelines in CT require both physics and radiation safety training for all physicians performing and interpreting cardiac studies. SCCT believes that anyone administering cardiovascular CT should have advanced training in radiation physics. In 2007, 96% of CT scans were performed by radiologists, 0.6% by cardiologists, so we do not believe that self-referral (the process by which nonradiologist providers purchase imaging equipment and refer patients to these in-office scanners) could be a significant driver of the increase in radiation exposure. We strongly endorse the AAPM statement, "For an appropriately ordered CT examination, an individual derives much greater benefit than risk.”


Balancing the need for a diagnostic test and the potential toxicity of the test is the first tenet of competency, required for all physicians who perform/interpret these studies. SCCT does not

endorse the practice of needless self-referral, and works through verification programs and lab accreditation programs to ensure quality and appropriate application of this modality.

About the Society for Cardiovascular Computed Tomography

(SCCT) is the recognized representative and advocate for physicians, scientists, and technologists who work in the field of cardiovascular computed tomography. With a membership of over 4,000, it is nationally and internationally viewed as the principal independent organization committed to the further development of cardiovascular computed tomography through education, training, accreditation, quality control, and research. For more information on the Society's Mission and Goals, please see the SCCT Website at: www.SCCT.org.

###



FOR IMMEDIATE RELEASE

SCCT RESPONDS TO AAPM AND ACR REPORTS FROM MARCH 2009

Washington, D.C. (March 12, 2009) — In response to both the NCRP Report No. 160 on *Increased Average Radiation Exposure of the U.S. Population Requires Perspective and Caution*, published by the American Association of Physicists in Medicine (AAPM) and a similar report on Self-Referral by the American College of Radiology (ACR), the Society of Cardiovascular Computed Tomography (SCCT) issues the following statement:

“Current competency guidelines in CT require both physics and radiation safety training for all physicians performing and interpreting cardiac studies. SCCT believes that anyone administering cardiovascular CT should have advanced training in radiation physics. In 2007, 96% of CT scans were performed by radiologists, 0.6% by cardiologists, so we do not believe that self-referral (the process by which nonradiologist providers purchase imaging equipment and refer patients to these in-office scanners) could be a significant driver of the increase in radiation exposure. We strongly endorse the AAPM statement, "For an appropriately ordered CT examination, an individual derives much greater benefit than risk.”


Balancing the need for a diagnostic test and the potential toxicity of the test is the first tenet of competency, required for all physicians who perform/interpret these studies. SCCT does not

endorse the practice of needless self-referral, and works through verification programs and lab accreditation programs to ensure quality and appropriate application of this modality.

About the Society for Cardiovascular Computed Tomography

(SCCT) is the recognized representative and advocate for physicians, scientists, and technologists who work in the field of cardiovascular computed tomography. With a membership of over 4,000, it is nationally and internationally viewed as the principal independent organization committed to the further development of cardiovascular computed tomography through education, training, accreditation, quality control, and research. For more information on the Society's Mission and Goals, please see the SCCT Website at: www.SCCT.org.

###



FOR IMMEDIATE RELEASE

SCCT RESPONDS TO AAPM AND ACR REPORTS FROM MARCH 2009

Washington, D.C. (March 12, 2009) — In response to both the NCRP Report No. 160 on *Increased Average Radiation Exposure of the U.S. Population Requires Perspective and Caution*, published by the American Association of Physicists in Medicine (AAPM) and a similar report on Self-Referral by the American College of Radiology (ACR), the Society of Cardiovascular Computed Tomography (SCCT) issues the following statement:

“Current competency guidelines in CT require both physics and radiation safety training for all physicians performing and interpreting cardiac studies. SCCT believes that anyone administering cardiovascular CT should have advanced training in radiation physics. In 2007, 96% of CT scans were performed by radiologists, 0.6% by cardiologists, so we do not believe that self-referral (the process by which nonradiologist providers purchase imaging equipment and refer patients to these in-office scanners) could be a significant driver of the increase in radiation exposure. We strongly endorse the AAPM statement, "For an appropriately ordered CT examination, an individual derives much greater benefit than risk.”


Balancing the need for a diagnostic test and the potential toxicity of the test is the first tenet of competency, required for all physicians who perform/interpret these studies. SCCT does not

endorse the practice of needless self-referral, and works through verification programs and lab accreditation programs to ensure quality and appropriate application of this modality.

About the Society for Cardiovascular Computed Tomography

(SCCT) is the recognized representative and advocate for physicians, scientists, and technologists who work in the field of cardiovascular computed tomography. With a membership of over 4,000, it is nationally and internationally viewed as the principal independent organization committed to the further development of cardiovascular computed tomography through education, training, accreditation, quality control, and research. For more information on the Society's Mission and Goals, please see the SCCT Website at: www.SCCT.org.

###



FOR IMMEDIATE RELEASE

SCCT RESPONDS TO AAPM AND ACR REPORTS FROM MARCH 2009

Washington, D.C. (March 12, 2009) — In response to both the NCRP Report No. 160 on *Increased Average Radiation Exposure of the U.S. Population Requires Perspective and Caution*, published by the American Association of Physicists in Medicine (AAPM) and a similar report on Self-Referral by the American College of Radiology (ACR), the Society of Cardiovascular Computed Tomography (SCCT) issues the following statement:

“Current competency guidelines in CT require both physics and radiation safety training for all physicians performing and interpreting cardiac studies. SCCT believes that anyone administering cardiovascular CT should have advanced training in radiation physics. In 2007, 96% of CT scans were performed by radiologists, 0.6% by cardiologists, so we do not believe that self-referral (the process by which nonradiologist providers purchase imaging equipment and refer patients to these in-office scanners) could be a significant driver of the increase in radiation exposure. We strongly endorse the AAPM statement, "For an appropriately ordered CT examination, an individual derives much greater benefit than risk.”


Balancing the need for a diagnostic test and the potential toxicity of the test is the first tenet of competency, required for all physicians who perform/interpret these studies. SCCT does not

endorse the practice of needless self-referral, and works through verification programs and lab accreditation programs to ensure quality and appropriate application of this modality.

About the Society for Cardiovascular Computed Tomography

(SCCT) is the recognized representative and advocate for physicians, scientists, and technologists who work in the field of cardiovascular computed tomography. With a membership of over 4,000, it is nationally and internationally viewed as the principal independent organization committed to the further development of cardiovascular computed tomography through education, training, accreditation, quality control, and research. For more information on the Society's Mission and Goals, please see the SCCT Website at: www.SCCT.org.

###



FOR IMMEDIATE RELEASE

SCCT RESPONDS TO AAPM AND ACR REPORTS FROM MARCH 2009

Washington, D.C. (March 12, 2009) — In response to both the NCRP Report No. 160 on *Increased Average Radiation Exposure of the U.S. Population Requires Perspective and Caution*, published by the American Association of Physicists in Medicine (AAPM) and a similar report on Self-Referral by the American College of Radiology (ACR), the Society of Cardiovascular Computed Tomography (SCCT) issues the following statement:

“Current competency guidelines in CT require both physics and radiation safety training for all physicians performing and interpreting cardiac studies. SCCT believes that anyone administering cardiovascular CT should have advanced training in radiation physics. In 2007, 96% of CT scans were performed by radiologists, 0.6% by cardiologists, so we do not believe that self-referral (the process by which nonradiologist providers purchase imaging equipment and refer patients to these in-office scanners) could be a significant driver of the increase in radiation exposure. We strongly endorse the AAPM statement, "For an appropriately ordered CT examination, an individual derives much greater benefit than risk.”


Balancing the need for a diagnostic test and the potential toxicity of the test is the first tenet of competency, required for all physicians who perform/interpret these studies. SCCT does not

endorse the practice of needless self-referral, and works through verification programs and lab accreditation programs to ensure quality and appropriate application of this modality.

About the Society for Cardiovascular Computed Tomography

(SCCT) is the recognized representative and advocate for physicians, scientists, and technologists who work in the field of cardiovascular computed tomography. With a membership of over 4,000, it is nationally and internationally viewed as the principal independent organization committed to the further development of cardiovascular computed tomography through education, training, accreditation, quality control, and research. For more information on the Society's Mission and Goals, please see the SCCT Website at: www.SCCT.org.

###



FOR IMMEDIATE RELEASE

SCCT RESPONDS TO AAPM AND ACR REPORTS FROM MARCH 2009

Washington, D.C. (March 12, 2009) — In response to both the NCRP Report No. 160 on *Increased Average Radiation Exposure of the U.S. Population Requires Perspective and Caution*, published by the American Association of Physicists in Medicine (AAPM) and a similar report on Self-Referral by the American College of Radiology (ACR), the Society of Cardiovascular Computed Tomography (SCCT) issues the following statement:

“Current competency guidelines in CT require both physics and radiation safety training for all physicians performing and interpreting cardiac studies. SCCT believes that anyone administering cardiovascular CT should have advanced training in radiation physics. In 2007, 96% of CT scans were performed by radiologists, 0.6% by cardiologists, so we do not believe that self-referral (the process by which nonradiologist providers purchase imaging equipment and refer patients to these in-office scanners) could be a significant driver of the increase in radiation exposure. We strongly endorse the AAPM statement, "For an appropriately ordered CT examination, an individual derives much greater benefit than risk.”


Balancing the need for a diagnostic test and the potential toxicity of the test is the first tenet of competency, required for all physicians who perform/interpret these studies. SCCT does not

endorse the practice of needless self-referral, and works through verification programs and lab accreditation programs to ensure quality and appropriate application of this modality.

About the Society for Cardiovascular Computed Tomography

(SCCT) is the recognized representative and advocate for physicians, scientists, and technologists who work in the field of cardiovascular computed tomography. With a membership of over 4,000, it is nationally and internationally viewed as the principal independent organization committed to the further development of cardiovascular computed tomography through education, training, accreditation, quality control, and research. For more information on the Society's Mission and Goals, please see the SCCT Website at: www.SCCT.org.

###



FOR IMMEDIATE RELEASE

SCCT RESPONDS TO AAPM AND ACR REPORTS FROM MARCH 2009

Washington, D.C. (March 12, 2009) — In response to both the NCRP Report No. 160 on *Increased Average Radiation Exposure of the U.S. Population Requires Perspective and Caution*, published by the American Association of Physicists in Medicine (AAPM) and a similar report on Self-Referral by the American College of Radiology (ACR), the Society of Cardiovascular Computed Tomography (SCCT) issues the following statement:

“Current competency guidelines in CT require both physics and radiation safety training for all physicians performing and interpreting cardiac studies. SCCT believes that anyone administering cardiovascular CT should have advanced training in radiation physics. In 2007, 96% of CT scans were performed by radiologists, 0.6% by cardiologists, so we do not believe that self-referral (the process by which nonradiologist providers purchase imaging equipment and refer patients to these in-office scanners) could be a significant driver of the increase in radiation exposure. We strongly endorse the AAPM statement, "For an appropriately ordered CT examination, an individual derives much greater benefit than risk.”


Balancing the need for a diagnostic test and the potential toxicity of the test is the first tenet of competency, required for all physicians who perform/interpret these studies. SCCT does not

endorse the practice of needless self-referral, and works through verification programs and lab accreditation programs to ensure quality and appropriate application of this modality.

About the Society for Cardiovascular Computed Tomography

(SCCT) is the recognized representative and advocate for physicians, scientists, and technologists who work in the field of cardiovascular computed tomography. With a membership of over 4,000, it is nationally and internationally viewed as the principal independent organization committed to the further development of cardiovascular computed tomography through education, training, accreditation, quality control, and research. For more information on the Society's Mission and Goals, please see the SCCT Website at: www.SCCT.org.

###



FOR IMMEDIATE RELEASE

SCCT RESPONDS TO AAPM AND ACR REPORTS FROM MARCH 2009

Washington, D.C. (March 12, 2009) — In response to both the NCRP Report No. 160 on *Increased Average Radiation Exposure of the U.S. Population Requires Perspective and Caution*, published by the American Association of Physicists in Medicine (AAPM) and a similar report on Self-Referral by the American College of Radiology (ACR), the Society of Cardiovascular Computed Tomography (SCCT) issues the following statement:

“Current competency guidelines in CT require both physics and radiation safety training for all physicians performing and interpreting cardiac studies. SCCT believes that anyone administering cardiovascular CT should have advanced training in radiation physics. In 2007, 96% of CT scans were performed by radiologists, 0.6% by cardiologists, so we do not believe that self-referral (the process by which nonradiologist providers purchase imaging equipment and refer patients to these in-office scanners) could be a significant driver of the increase in radiation exposure. We strongly endorse the AAPM statement, "For an appropriately ordered CT examination, an individual derives much greater benefit than risk.”


Balancing the need for a diagnostic test and the potential toxicity of the test is the first tenet of competency, required for all physicians who perform/interpret these studies. SCCT does not

endorse the practice of needless self-referral, and works through verification programs and lab accreditation programs to ensure quality and appropriate application of this modality.

About the Society for Cardiovascular Computed Tomography

(SCCT) is the recognized representative and advocate for physicians, scientists, and technologists who work in the field of cardiovascular computed tomography. With a membership of over 4,000, it is nationally and internationally viewed as the principal independent organization committed to the further development of cardiovascular computed tomography through education, training, accreditation, quality control, and research. For more information on the Society's Mission and Goals, please see the SCCT Website at: www.SCCT.org.

###



FOR IMMEDIATE RELEASE

SCCT RESPONDS TO AAPM AND ACR REPORTS FROM MARCH 2009

Washington, D.C. (March 12, 2009) — In response to both the NCRP Report No. 160 on *Increased Average Radiation Exposure of the U.S. Population Requires Perspective and Caution*, published by the American Association of Physicists in Medicine (AAPM) and a similar report on Self-Referral by the American College of Radiology (ACR), the Society of Cardiovascular Computed Tomography (SCCT) issues the following statement:

“Current competency guidelines in CT require both physics and radiation safety training for all physicians performing and interpreting cardiac studies. SCCT believes that anyone administering cardiovascular CT should have advanced training in radiation physics. In 2007, 96% of CT scans were performed by radiologists, 0.6% by cardiologists, so we do not believe that self-referral (the process by which nonradiologist providers purchase imaging equipment and refer patients to these in-office scanners) could be a significant driver of the increase in radiation exposure. We strongly endorse the AAPM statement, "For an appropriately ordered CT examination, an individual derives much greater benefit than risk.”


Balancing the need for a diagnostic test and the potential toxicity of the test is the first tenet of competency, required for all physicians who perform/interpret these studies. SCCT does not

endorse the practice of needless self-referral, and works through verification programs and lab accreditation programs to ensure quality and appropriate application of this modality.

About the Society for Cardiovascular Computed Tomography

(SCCT) is the recognized representative and advocate for physicians, scientists, and technologists who work in the field of cardiovascular computed tomography. With a membership of over 4,000, it is nationally and internationally viewed as the principal independent organization committed to the further development of cardiovascular computed tomography through education, training, accreditation, quality control, and research. For more information on the Society's Mission and Goals, please see the SCCT Website at: www.SCCT.org.

###



FOR IMMEDIATE RELEASE

SCCT RESPONDS TO AAPM AND ACR REPORTS FROM MARCH 2009

Washington, D.C. (March 12, 2009) — In response to both the NCRP Report No. 160 on *Increased Average Radiation Exposure of the U.S. Population Requires Perspective and Caution*, published by the American Association of Physicists in Medicine (AAPM) and a similar report on Self-Referral by the American College of Radiology (ACR), the Society of Cardiovascular Computed Tomography (SCCT) issues the following statement:

“Current competency guidelines in CT require both physics and radiation safety training for all physicians performing and interpreting cardiac studies. SCCT believes that anyone administering cardiovascular CT should have advanced training in radiation physics. In 2007, 96% of CT scans were performed by radiologists, 0.6% by cardiologists, so we do not believe that self-referral (the process by which nonradiologist providers purchase imaging equipment and refer patients to these in-office scanners) could be a significant driver of the increase in radiation exposure. We strongly endorse the AAPM statement, "For an appropriately ordered CT examination, an individual derives much greater benefit than risk.”


Balancing the need for a diagnostic test and the potential toxicity of the test is the first tenet of competency, required for all physicians who perform/interpret these studies. SCCT does not

endorse the practice of needless self-referral, and works through verification programs and lab accreditation programs to ensure quality and appropriate application of this modality.

About the Society for Cardiovascular Computed Tomography

(SCCT) is the recognized representative and advocate for physicians, scientists, and technologists who work in the field of cardiovascular computed tomography. With a membership of over 4,000, it is nationally and internationally viewed as the principal independent organization committed to the further development of cardiovascular computed tomography through education, training, accreditation, quality control, and research. For more information on the Society's Mission and Goals, please see the SCCT Website at: www.SCCT.org.

###



FOR IMMEDIATE RELEASE

SCCT RESPONDS TO AAPM AND ACR REPORTS FROM MARCH 2009

Washington, D.C. (March 12, 2009) — In response to both the NCRP Report No. 160 on *Increased Average Radiation Exposure of the U.S. Population Requires Perspective and Caution*, published by the American Association of Physicists in Medicine (AAPM) and a similar report on Self-Referral by the American College of Radiology (ACR), the Society of Cardiovascular Computed Tomography (SCCT) issues the following statement:

“Current competency guidelines in CT require both physics and radiation safety training for all physicians performing and interpreting cardiac studies. SCCT believes that anyone administering cardiovascular CT should have advanced training in radiation physics. In 2007, 96% of CT scans were performed by radiologists, 0.6% by cardiologists, so we do not believe that self-referral (the process by which nonradiologist providers purchase imaging equipment and refer patients to these in-office scanners) could be a significant driver of the increase in radiation exposure. We strongly endorse the AAPM statement, "For an appropriately ordered CT examination, an individual derives much greater benefit than risk.”


Balancing the need for a diagnostic test and the potential toxicity of the test is the first tenet of competency, required for all physicians who perform/interpret these studies. SCCT does not

endorse the practice of needless self-referral, and works through verification programs and lab accreditation programs to ensure quality and appropriate application of this modality.

About the Society for Cardiovascular Computed Tomography

(SCCT) is the recognized representative and advocate for physicians, scientists, and technologists who work in the field of cardiovascular computed tomography. With a membership of over 4,000, it is nationally and internationally viewed as the principal independent organization committed to the further development of cardiovascular computed tomography through education, training, accreditation, quality control, and research. For more information on the Society's Mission and Goals, please see the SCCT Website at: www.SCCT.org.

###



FOR IMMEDIATE RELEASE

SCCT RESPONDS TO AAPM AND ACR REPORTS FROM MARCH 2009

Washington, D.C. (March 12, 2009) — In response to both the NCRP Report No. 160 on *Increased Average Radiation Exposure of the U.S. Population Requires Perspective and Caution*, published by the American Association of Physicists in Medicine (AAPM) and a similar report on Self-Referral by the American College of Radiology (ACR), the Society of Cardiovascular Computed Tomography (SCCT) issues the following statement:

“Current competency guidelines in CT require both physics and radiation safety training for all physicians performing and interpreting cardiac studies. SCCT believes that anyone administering cardiovascular CT should have advanced training in radiation physics. In 2007, 96% of CT scans were performed by radiologists, 0.6% by cardiologists, so we do not believe that self-referral (the process by which nonradiologist providers purchase imaging equipment and refer patients to these in-office scanners) could be a significant driver of the increase in radiation exposure. We strongly endorse the AAPM statement, "For an appropriately ordered CT examination, an individual derives much greater benefit than risk.”


Balancing the need for a diagnostic test and the potential toxicity of the test is the first tenet of competency, required for all physicians who perform/interpret these studies. SCCT does not

endorse the practice of needless self-referral, and works through verification programs and lab accreditation programs to ensure quality and appropriate application of this modality.

About the Society for Cardiovascular Computed Tomography

(SCCT) is the recognized representative and advocate for physicians, scientists, and technologists who work in the field of cardiovascular computed tomography. With a membership of over 4,000, it is nationally and internationally viewed as the principal independent organization committed to the further development of cardiovascular computed tomography through education, training, accreditation, quality control, and research. For more information on the Society's Mission and Goals, please see the SCCT Website at: www.SCCT.org.

###



FOR IMMEDIATE RELEASE

SCCT RESPONDS TO AAPM AND ACR REPORTS FROM MARCH 2009

Washington, D.C. (March 12, 2009) — In response to both the NCRP Report No. 160 on *Increased Average Radiation Exposure of the U.S. Population Requires Perspective and Caution*, published by the American Association of Physicists in Medicine (AAPM) and a similar report on Self-Referral by the American College of Radiology (ACR), the Society of Cardiovascular Computed Tomography (SCCT) issues the following statement:

“Current competency guidelines in CT require both physics and radiation safety training for all physicians performing and interpreting cardiac studies. SCCT believes that anyone administering cardiovascular CT should have advanced training in radiation physics. In 2007, 96% of CT scans were performed by radiologists, 0.6% by cardiologists, so we do not believe that self-referral (the process by which nonradiologist providers purchase imaging equipment and refer patients to these in-office scanners) could be a significant driver of the increase in radiation exposure. We strongly endorse the AAPM statement, "For an appropriately ordered CT examination, an individual derives much greater benefit than risk.”


Balancing the need for a diagnostic test and the potential toxicity of the test is the first tenet of competency, required for all physicians who perform/interpret these studies. SCCT does not

endorse the practice of needless self-referral, and works through verification programs and lab accreditation programs to ensure quality and appropriate application of this modality.

About the Society for Cardiovascular Computed Tomography

(SCCT) is the recognized representative and advocate for physicians, scientists, and technologists who work in the field of cardiovascular computed tomography. With a membership of over 4,000, it is nationally and internationally viewed as the principal independent organization committed to the further development of cardiovascular computed tomography through education, training, accreditation, quality control, and research. For more information on the Society's Mission and Goals, please see the SCCT Website at: www.SCCT.org.

###



FOR IMMEDIATE RELEASE

SCCT RESPONDS TO AAPM AND ACR REPORTS FROM MARCH 2009

Washington, D.C. (March 12, 2009) — In response to both the NCRP Report No. 160 on *Increased Average Radiation Exposure of the U.S. Population Requires Perspective and Caution*, published by the American Association of Physicists in Medicine (AAPM) and a similar report on Self-Referral by the American College of Radiology (ACR), the Society of Cardiovascular Computed Tomography (SCCT) issues the following statement:

“Current competency guidelines in CT require both physics and radiation safety training for all physicians performing and interpreting cardiac studies. SCCT believes that anyone administering cardiovascular CT should have advanced training in radiation physics. In 2007, 96% of CT scans were performed by radiologists, 0.6% by cardiologists, so we do not believe that self-referral (the process by which nonradiologist providers purchase imaging equipment and refer patients to these in-office scanners) could be a significant driver of the increase in radiation exposure. We strongly endorse the AAPM statement, "For an appropriately ordered CT examination, an individual derives much greater benefit than risk.”


Balancing the need for a diagnostic test and the potential toxicity of the test is the first tenet of competency, required for all physicians who perform/interpret these studies. SCCT does not

endorse the practice of needless self-referral, and works through verification programs and lab accreditation programs to ensure quality and appropriate application of this modality.

About the Society for Cardiovascular Computed Tomography

(SCCT) is the recognized representative and advocate for physicians, scientists, and technologists who work in the field of cardiovascular computed tomography. With a membership of over 4,000, it is nationally and internationally viewed as the principal independent organization committed to the further development of cardiovascular computed tomography through education, training, accreditation, quality control, and research. For more information on the Society's Mission and Goals, please see the SCCT Website at: www.SCCT.org.

###



FOR IMMEDIATE RELEASE

SCCT RESPONDS TO AAPM AND ACR REPORTS FROM MARCH 2009

Washington, D.C. (March 12, 2009) — In response to both the NCRP Report No. 160 on *Increased Average Radiation Exposure of the U.S. Population Requires Perspective and Caution*, published by the American Association of Physicists in Medicine (AAPM) and a similar report on Self-Referral by the American College of Radiology (ACR), the Society of Cardiovascular Computed Tomography (SCCT) issues the following statement:

“Current competency guidelines in CT require both physics and radiation safety training for all physicians performing and interpreting cardiac studies. SCCT believes that anyone administering cardiovascular CT should have advanced training in radiation physics. In 2007, 96% of CT scans were performed by radiologists, 0.6% by cardiologists, so we do not believe that self-referral (the process by which nonradiologist providers purchase imaging equipment and refer patients to these in-office scanners) could be a significant driver of the increase in radiation exposure. We strongly endorse the AAPM statement, "For an appropriately ordered CT examination, an individual derives much greater benefit than risk.”


Balancing the need for a diagnostic test and the potential toxicity of the test is the first tenet of competency, required for all physicians who perform/interpret these studies. SCCT does not

endorse the practice of needless self-referral, and works through verification programs and lab accreditation programs to ensure quality and appropriate application of this modality.

About the Society for Cardiovascular Computed Tomography

(SCCT) is the recognized representative and advocate for physicians, scientists, and technologists who work in the field of cardiovascular computed tomography. With a membership of over 4,000, it is nationally and internationally viewed as the principal independent organization committed to the further development of cardiovascular computed tomography through education, training, accreditation, quality control, and research. For more information on the Society's Mission and Goals, please see the SCCT Website at: www.SCCT.org.

###



FOR IMMEDIATE RELEASE

SCCT RESPONDS TO AAPM AND ACR REPORTS FROM MARCH 2009

Washington, D.C. (March 12, 2009) — In response to both the NCRP Report No. 160 on *Increased Average Radiation Exposure of the U.S. Population Requires Perspective and Caution*, published by the American Association of Physicists in Medicine (AAPM) and a similar report on Self-Referral by the American College of Radiology (ACR), the Society of Cardiovascular Computed Tomography (SCCT) issues the following statement:

“Current competency guidelines in CT require both physics and radiation safety training for all physicians performing and interpreting cardiac studies. SCCT believes that anyone administering cardiovascular CT should have advanced training in radiation physics. In 2007, 96% of CT scans were performed by radiologists, 0.6% by cardiologists, so we do not believe that self-referral (the process by which nonradiologist providers purchase imaging equipment and refer patients to these in-office scanners) could be a significant driver of the increase in radiation exposure. We strongly endorse the AAPM statement, "For an appropriately ordered CT examination, an individual derives much greater benefit than risk.”


Balancing the need for a diagnostic test and the potential toxicity of the test is the first tenet of competency, required for all physicians who perform/interpret these studies. SCCT does not

endorse the practice of needless self-referral, and works through verification programs and lab accreditation programs to ensure quality and appropriate application of this modality.

About the Society for Cardiovascular Computed Tomography

(SCCT) is the recognized representative and advocate for physicians, scientists, and technologists who work in the field of cardiovascular computed tomography. With a membership of over 4,000, it is nationally and internationally viewed as the principal independent organization committed to the further development of cardiovascular computed tomography through education, training, accreditation, quality control, and research. For more information on the Society's Mission and Goals, please see the SCCT Website at: www.SCCT.org.

###



FOR IMMEDIATE RELEASE

SCCT RESPONDS TO AAPM AND ACR REPORTS FROM MARCH 2009

Washington, D.C. (March 12, 2009) — In response to both the NCRP Report No. 160 on *Increased Average Radiation Exposure of the U.S. Population Requires Perspective and Caution*, published by the American Association of Physicists in Medicine (AAPM) and a similar report on Self-Referral by the American College of Radiology (ACR), the Society of Cardiovascular Computed Tomography (SCCT) issues the following statement:

“Current competency guidelines in CT require both physics and radiation safety training for all physicians performing and interpreting cardiac studies. SCCT believes that anyone administering cardiovascular CT should have advanced training in radiation physics. In 2007, 96% of CT scans were performed by radiologists, 0.6% by cardiologists, so we do not believe that self-referral (the process by which nonradiologist providers purchase imaging equipment and refer patients to these in-office scanners) could be a significant driver of the increase in radiation exposure. We strongly endorse the AAPM statement, "For an appropriately ordered CT examination, an individual derives much greater benefit than risk.”


Balancing the need for a diagnostic test and the potential toxicity of the test is the first tenet of competency, required for all physicians who perform/interpret these studies. SCCT does not

endorse the practice of needless self-referral, and works through verification programs and lab accreditation programs to ensure quality and appropriate application of this modality.

About the Society for Cardiovascular Computed Tomography

(SCCT) is the recognized representative and advocate for physicians, scientists, and technologists who work in the field of cardiovascular computed tomography. With a membership of over 4,000, it is nationally and internationally viewed as the principal independent organization committed to the further development of cardiovascular computed tomography through education, training, accreditation, quality control, and research. For more information on the Society's Mission and Goals, please see the SCCT Website at: www.SCCT.org.

###



FOR IMMEDIATE RELEASE

SCCT RESPONDS TO AAPM AND ACR REPORTS FROM MARCH 2009

Washington, D.C. (March 12, 2009) — In response to both the NCRP Report No. 160 on *Increased Average Radiation Exposure of the U.S. Population Requires Perspective and Caution*, published by the American Association of Physicists in Medicine (AAPM) and a similar report on Self-Referral by the American College of Radiology (ACR), the Society of Cardiovascular Computed Tomography (SCCT) issues the following statement:

“Current competency guidelines in CT require both physics and radiation safety training for all physicians performing and interpreting cardiac studies. SCCT believes that anyone administering cardiovascular CT should have advanced training in radiation physics. In 2007, 96% of CT scans were performed by radiologists, 0.6% by cardiologists, so we do not believe that self-referral (the process by which nonradiologist providers purchase imaging equipment and refer patients to these in-office scanners) could be a significant driver of the increase in radiation exposure. We strongly endorse the AAPM statement, "For an appropriately ordered CT examination, an individual derives much greater benefit than risk.”


Balancing the need for a diagnostic test and the potential toxicity of the test is the first tenet of competency, required for all physicians who perform/interpret these studies. SCCT does not

endorse the practice of needless self-referral, and works through verification programs and lab accreditation programs to ensure quality and appropriate application of this modality.

About the Society for Cardiovascular Computed Tomography

(SCCT) is the recognized representative and advocate for physicians, scientists, and technologists who work in the field of cardiovascular computed tomography. With a membership of over 4,000, it is nationally and internationally viewed as the principal independent organization committed to the further development of cardiovascular computed tomography through education, training, accreditation, quality control, and research. For more information on the Society's Mission and Goals, please see the SCCT Website at: www.SCCT.org.

###



FOR IMMEDIATE RELEASE

SCCT RESPONDS TO AAPM AND ACR REPORTS FROM MARCH 2009

Washington, D.C. (March 12, 2009) — In response to both the NCRP Report No. 160 on *Increased Average Radiation Exposure of the U.S. Population Requires Perspective and Caution*, published by the American Association of Physicists in Medicine (AAPM) and a similar report on Self-Referral by the American College of Radiology (ACR), the Society of Cardiovascular Computed Tomography (SCCT) issues the following statement:

“Current competency guidelines in CT require both physics and radiation safety training for all physicians performing and interpreting cardiac studies. SCCT believes that anyone administering cardiovascular CT should have advanced training in radiation physics. In 2007, 96% of CT scans were performed by radiologists, 0.6% by cardiologists, so we do not believe that self-referral (the process by which nonradiologist providers purchase imaging equipment and refer patients to these in-office scanners) could be a significant driver of the increase in radiation exposure. We strongly endorse the AAPM statement, "For an appropriately ordered CT examination, an individual derives much greater benefit than risk.”


Balancing the need for a diagnostic test and the potential toxicity of the test is the first tenet of competency, required for all physicians who perform/interpret these studies. SCCT does not

endorse the practice of needless self-referral, and works through verification programs and lab accreditation programs to ensure quality and appropriate application of this modality.

About the Society for Cardiovascular Computed Tomography

(SCCT) is the recognized representative and advocate for physicians, scientists, and technologists who work in the field of cardiovascular computed tomography. With a membership of over 4,000, it is nationally and internationally viewed as the principal independent organization committed to the further development of cardiovascular computed tomography through education, training, accreditation, quality control, and research. For more information on the Society's Mission and Goals, please see the SCCT Website at: www.SCCT.org.

###



FOR IMMEDIATE RELEASE

SCCT RESPONDS TO AAPM AND ACR REPORTS FROM MARCH 2009

Washington, D.C. (March 12, 2009) — In response to both the NCRP Report No. 160 on *Increased Average Radiation Exposure of the U.S. Population Requires Perspective and Caution*, published by the American Association of Physicists in Medicine (AAPM) and a similar report on Self-Referral by the American College of Radiology (ACR), the Society of Cardiovascular Computed Tomography (SCCT) issues the following statement:

“Current competency guidelines in CT require both physics and radiation safety training for all physicians performing and interpreting cardiac studies. SCCT believes that anyone administering cardiovascular CT should have advanced training in radiation physics. In 2007, 96% of CT scans were performed by radiologists, 0.6% by cardiologists, so we do not believe that self-referral (the process by which nonradiologist providers purchase imaging equipment and refer patients to these in-office scanners) could be a significant driver of the increase in radiation exposure. We strongly endorse the AAPM statement, "For an appropriately ordered CT examination, an individual derives much greater benefit than risk.”


Balancing the need for a diagnostic test and the potential toxicity of the test is the first tenet of competency, required for all physicians who perform/interpret these studies. SCCT does not

endorse the practice of needless self-referral, and works through verification programs and lab accreditation programs to ensure quality and appropriate application of this modality.

About the Society for Cardiovascular Computed Tomography

(SCCT) is the recognized representative and advocate for physicians, scientists, and technologists who work in the field of cardiovascular computed tomography. With a membership of over 4,000, it is nationally and internationally viewed as the principal independent organization committed to the further development of cardiovascular computed tomography through education, training, accreditation, quality control, and research. For more information on the Society's Mission and Goals, please see the SCCT Website at: www.SCCT.org.

###



FOR IMMEDIATE RELEASE

SCCT RESPONDS TO AAPM AND ACR REPORTS FROM MARCH 2009

Washington, D.C. (March 12, 2009) — In response to both the NCRP Report No. 160 on *Increased Average Radiation Exposure of the U.S. Population Requires Perspective and Caution*, published by the American Association of Physicists in Medicine (AAPM) and a similar report on Self-Referral by the American College of Radiology (ACR), the Society of Cardiovascular Computed Tomography (SCCT) issues the following statement:

“Current competency guidelines in CT require both physics and radiation safety training for all physicians performing and interpreting cardiac studies. SCCT believes that anyone administering cardiovascular CT should have advanced training in radiation physics. In 2007, 96% of CT scans were performed by radiologists, 0.6% by cardiologists, so we do not believe that self-referral (the process by which nonradiologist providers purchase imaging equipment and refer patients to these in-office scanners) could be a significant driver of the increase in radiation exposure. We strongly endorse the AAPM statement, "For an appropriately ordered CT examination, an individual derives much greater benefit than risk.”

Balancing the need for a diagnostic test and the potential toxicity of the test is the first tenet of competency, required for all physicians who perform/interpret these studies. SCCT does not

endorse the practice of needless self-referral, and works through verification programs and lab accreditation programs to ensure quality and appropriate application of this modality.

About the Society for Cardiovascular Computed Tomography

(SCCT) is the recognized representative and advocate for physicians, scientists, and technologists who work in the field of cardiovascular computed tomography. With a membership of over 4,000, it is nationally and internationally viewed as the principal independent organization committed to the further development of cardiovascular computed tomography through education, training, accreditation, quality control, and research. For more information on the Society's Mission and Goals, please see the SCCT Website at: www.SCCT.org.

###